
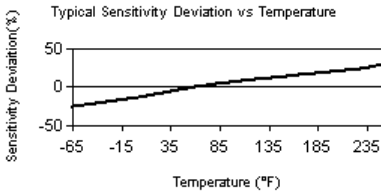



Model Number 605B01	LOW-COST BIAXIAL INDUSTRIAL ICP® ACCELEROMETER			Revision NR ECN #:										
Performance Sensitivity (±20 %) Measurement Range Frequency Range (±3 dB) Resonant Frequency Broadband Resolution (1 to 10000 Hz) Non-Linearity Transverse Sensitivity	ENGLISH 100 mV/g ±50 g 30 to 300000 cpm 600 kcpm 350 µg ±1 % ≤5 %	SI 10.2 mV/(m/s ²) ±490 m/s ² .5 to 5000 Hz 10 kHz 3434 µm/sec ² ±1 % ≤5 %	[2] [3] [1] [1] [4]	Optional Versions (Optional versions have identical specifications and accessories as listed for standard model except where noted below. More than one option maybe used.) M - Metric Mount Supplied Accessory: Model M081A68 Captive mounting bolt, 1/4-28 x 0.875" long (for Series 604, 605, and 606 accelerometers) replaces Model 081A68 Notes [1] Typical. [2] Conversion Factor 1g = 9.81 m/s ² . [3] The high frequency tolerance is accurate within ±10% of the specified frequency. [4] Zero-based, least-squares, straight line method. [5] 1/4-28 has no equivalent in S.I. units. [6] See PCB Declaration of Conformance PS023 for details.										
Environmental Overload Limit (Shock) Temperature Range Temperature Response Enclosure Rating	5000 g pk -65 to +250 °F See Graph IP68	49050 m/s ² pk -54 to +121 °C See Graph IP68	[1]	Supplied Accessories 081A68 Captive mounting bolt 1/4-28 x .90" (1) ACS-2T NIST Traceable Single Point Calibration at 100 Hz for Each Axis (1)										
Electrical Settling Time (within 1% of bias) Discharge Time Constant Excitation Voltage Constant Current Excitation Output Impedance Output Bias Voltage Spectral Noise (10 Hz) Spectral Noise (100 Hz) Spectral Noise (1 kHz) Electrical Isolation (Case)	≤2.0 sec ≥0.3 sec 18 to 28 VDC 2 to 20 mA <150 ohm 8 to 12 VDC 8 µg/√Hz 5 µg/√Hz 4 µg/√Hz >10 ⁸ ohm	≤2.0 sec ≥0.3 sec 18 to 28 VDC 2 to 20 mA <150 ohm 8 to 12 VDC 78.5 (µm/sec ² /√Hz) 49.1 (µm/sec ² /√Hz) 39.2 (µm/sec ² /√Hz) >10 ⁸ ohm	[1] [1] [1]											
Physical Size (Diameter x Height) Weight (without cable) Mounting Thread Mounting Torque Sensing Element Sensing Geometry Housing Material Sealing Electrical Connector Electrical Connection Position Electrical Connections (Pin A) Electrical Connections (Pin B) Electrical Connections (Pin C)	1.38 in x 1.00 in 3.9 oz 1/4-28 UNF 2 to 5 ft-lb Ceramic Shear Stainless Steel Welded Hermetic 3-Pin MIL-C-5015 Side X axis Z axis Ground	34.9 mm x 25.4 mm 110.6 gm Not Applicable 2.7 to 6.8 N-m Ceramic Shear Stainless Steel Welded Hermetic 3-Pin MIL-C-5015 Side X axis Z axis Ground	[5]											
 <p data-bbox="121 1421 1075 1513"> All specifications are at room temperature unless otherwise specified. In the interest of constant product improvement, we reserve the right to change specifications without notice. ICP® is a registered trademark of PCB group, Inc. </p>	 <p data-bbox="661 1149 1039 1339"> Caption: Typical Sensitivity Deviation vs Temperature The graph shows Sensitivity Deviation (%) on the y-axis (ranging from -50 to 50) versus Temperature (°F) on the x-axis (ranging from -65 to 235). The data points show a slight upward trend, starting around -20% at -65°F and reaching approximately 10% at 235°F. </p>			<table border="1" data-bbox="1129 1172 2011 1274"> <tr> <td>Entered: MWS</td> <td>Engineer: MWS</td> <td>Sales: DPS</td> <td>Approved: NJF</td> <td>Spec Number:</td> </tr> <tr> <td>Date: 07/21/2003</td> <td>Date: 07/21/2003</td> <td>Date: 07/25/2003</td> <td>Date: 07/30/2003</td> <td>23462</td> </tr> </table>  <p data-bbox="1570 1302 1879 1469"> 3425 Walden Avenue Depew, NY 14043 UNITED STATES Phone: 716-684-0003 Fax: 716-684-3823 E-mail: imi@pcb.com Web site: www.imi-sensors.com </p>	Entered: MWS	Engineer: MWS	Sales: DPS	Approved: NJF	Spec Number:	Date: 07/21/2003	Date: 07/21/2003	Date: 07/25/2003	Date: 07/30/2003	23462
Entered: MWS	Engineer: MWS	Sales: DPS	Approved: NJF	Spec Number:										
Date: 07/21/2003	Date: 07/21/2003	Date: 07/25/2003	Date: 07/30/2003	23462										

--	--